



FALL 2017

## FROM THE EXECUTIVE DIRECTOR

Another school year has begun and I hope everyone is settling in and excited about the upcoming months! As always, NEOnet is happy to be partners with each and every district to provide the technology needed for innovative and creative solutions for student learning and district efficiency. I know this upcoming school year will be another great one as we work together to improve student education through the use of technology.

On August 29, we will be launching our new website. The site will be an information resource for potential, new and existing customers. Our current site will still exist as a member access portal. NEOnet.org will feature a refreshed design and improved user experience. It will also include a "Latest News" section with exciting company updates, helpful resources and informative white papers on NEOnet solutions. Our first white paper discusses The Value of NEOnet Cyber Security: Why You Need to Protect Your Private Student Data in Ohio. You'll also find our latest NEOnet brand video.



Members will have access to the same personalized tools as they do today. To access these tools, member will simply click the "Member Access" button on the new homepage.

In addition to the launch of our new website, we are also introducing our new social media campaign. You can follow NEOnet on Twitter @neonetOH and on LinkedIn, search: Northeast Ohio Network for Educational Technology. As part of our mission to provide our customers with the support they deserve, we want to make sure they are always in the know. We'll be providing industry news, in real time from our new social media pages. We look forward to connecting and engaging with our customers across these social media platforms.

Our board members are such an integral part of the Council's successes and I want to thank all those who served this past year. Listed below is the list of board members for the 2017-2018 school year. I look forward to working with each and every one of these board members and want to thank them for their willingness to serve.

- *Brian Poe, Copley-Fairlawn City Schools, Chair of the Assembly*
- *Ben Moore, Portage Lakes Career Center, Vice-Chair of the Assembly*
- *Walter Davis, Woodridge Local Schools, Assembly at Large Member*
- *Daryl Kubilus, Cloverleaf Local Schools, Assembly at Large Member*
- *James Robinson, Manchester Local Schools, Assembly at Large Member*
- *Deborah Krutz, Kent City Schools, Treasurer Committee Chairperson*
- *Mark Pepera, Brunswick City Schools, Treasurer Committee Co-Chairperson*
- *Stephanie Hagenbush, Norton City Schools, Treasurer Committee Co-Chairperson*
- *James Marras, Cuyahoga Falls City Schools, Program Committee Chairperson*

I have highlighted a few of the important activities happening at NEOnet, but there is much more information within this edition. I hope you are able to take advantage of all our services. Please feel free to contact me at 330-926-3902 or gdovin@neonet.org if you have any questions about the contents of the newsletter. Please remember without you there would be no NEOnet.

**Matthew Gdovin**, Executive Director

### Inside this issue:

Welcome New Staff Members.....	2
From the Tech Director .....	3
Advanced Search in Prior Years .....	4
Ad Hoc Reports .....	4
New DataMap Features .....	5
House Bill 410 Guidance and FAQs Released .....	6
Student Data Collections.....	7
ParentAccess Shortcuts for Mobile Devices .....	8
Special Services Release 17.0.0.....	8
eFinancePLUS Update .....	9
The Redesign .....	9
10 Tips and Tricks for USPS.....	10
Excel Training to Begin in October.....	10
HR Kiosk Improvements.....	11
MCOECN and PowerSchool Present ITC University .....	11
Third Annual Library Mini Conference .....	12
Technology Integration Updates and Trends... ..	13-14
Lightspeed Client Troubleshooting .....	14
Password Self-Reset Utility .....	14
Internet of Things .....	15

700 Graham Road, Cuyahoga Falls, OH 44221  
www.neonet.org  
P:330.926.3900 | F:330.926.3901  
E:helpdesk@neonet.org

### NEOnet Phone: 330-926-3900

Baker, Michele.....	601113
Bennett, Roxanna.....	601133
Claussen, Ben .....	601125
Cottrill, Jennifer.....	601114
Dolis, Mary.....	601102
Dugan, Tamra.....	601128
Elder, Cyrus.....	601116
Fassnacht, Kim.....	601120
Gdovin, Matt.....	601100
Graham, AJ .....	601129
Hayes, Janet.....	601112
Heller, Ben.....	601122
Henderson, Raina.....	601103
Himes, Noah.....	601117
Hoffman, Michael .....	601108
Johnson, Lillian.....	601124
Ladich, Bethany .....	601138
Marrali, Denise .....	601101
Martin, Jim .....	601115
McDonald, Bob .....	601137
Nash, Lisa.....	601121
Peters, Kathy .....	601107
Prekop, Joe .....	601134
Roberts, Emily .....	601118
Smith, Jason.....	601115
Tracy, Tim.....	601109
Vallos, Bethany.....	601132
Williams, JC.....	601131
Wright, Catherine.....	601126
Zolla, Chris .....	601110



## WELCOME NEW STAFF MEMBERS!



EMILY ROBERTS

### EMILY ROBERTS

**Kent State University**

She joined NEOnet in 2017 as an EMIS services support liaison, where she has the opportunity to support multiple schools with their EMIS needs. A graduate of Kent State University, Emily first gained EMIS experience through her work at the Summit ESC.



JANET HAYES

### JANET HAYES

**Associate Degree – Cuyahoga Community College IT – Applied Science / Computer Information**

Prior to her position in Student Services supporting student information and DataMap, Janet was employed at Software Answers, the development company for the ProgressBook Suite, as the Product Specialist for over six years. Janet has an associate's degree in Applied Science and Computer Information from Cuyahoga Community College.



JASON SMITH

### JASON SMITH

**Business Manager**

Jason Smith is the Business Manager at NEOnet and is responsible for the day-to-day operations of the facility and its upkeep. Prior to his position as Business Manager, Jason worked with Stow-Munroe Falls city school district as the Director of Buildings and Grounds for 18 years.



JOE PREKOP

### JOE PREKOP

**B.S. Management Information Systems, The University of Akron**

Joe is a Senior Network Support Specialist at NEOnet. He is responsible for supporting the NEOnet core network infrastructure. Joe joined NEOnet's team after working as a network administrator at a local municipality for 17 years. Joe graduated from The University of Akron with a bachelor's degree in Management Information Systems and an associate's degree in Computer Information Systems.



LILLIAN JOHNSON

### LILLIAN JOHNSON

**Bachelor's Degree, Business Administration – Morehead State University**

Lillian Johnson is the Receptionist at NEOnet and brings an extensive background in administrative, customer relations and office management through her ten-year professional career. Prior to joining NEOnet, Lillian worked for a construction company as an Administrative Assistant. Lillian has a bachelor's degree in business administration from Morehead State University.

## FROM THE TECH DIRECTOR

It is with much enthusiasm that I welcome back all our customers for another exciting year in educational technology. For the past six months we have been focusing a lot on cyber security in our consortium because the landscape of education security has changed quite a bit over the last decade. Schools have become targets for denial of service attacks, ransom ware and phishing scams. These have all lead to the loss of real dollars and intellectual property for schools. We all know security is expensive, but there are things schools can do at the start of the year to help protect themselves from these threats.

Simple passwords are at the top of the list to address for schools. A simplistic password associated with the right user can have disastrous consequences. The philosophies of the late nineties have drastically changed and complex passwords with frequent password changes are no longer best practice. Security experts have found that password phrases which combine multiple words with a mix of characters are easier for the end user to remember, but long enough so they are difficult to crack with a dictionary type attack. If you are part of NEOnet's Active Directory offering we can implement a security policy that will require passwords to meet these standards and help sure up the security of your accounts.

Backups are one of the most difficult and expensive tasks a school district is responsible for. They are notoriously difficult to keep running smoothly and effectively, and they are constantly growing and requiring more storage. They are also the last line of defense against data loss if your school district falls victim to crypto locker. If you aren't familiar with the term, crypto locker is malware infection that encrypts all the data it can find with a unique passcode making it unusable. The assailant can request money from the victim in return for the release of their data. This can be disastrous if the infected user has access to important district information. Good backups are the last defense against paying this fee or losing valuable data. If you

host your servers with NEOnet, you can be reassured that your data is protected as we back that data up every hour and replicated it to our Disaster Recovery site. We also do full backups on a nightly basis and replicate that data as well. If you don't host your servers with NEOnet, but still need reliable offsite backups, we do offer that as a service as well.

End User training is one of the most important things a school district can do to help prevent these attacks. The most comprehensive security in the world won't be of any help if the assailant gains access because an end user let them in the front door. A responsible end user should never ever provide their credentials via email or over the phone, especially to someone they don't know.

*End User training is one of the most important things a school district can do to help prevent these attacks.*

There are never, under any circumstances, a reason to confirm your account credentials to prevent it from being disabled. This is the most frequently used trick to capture credentials and launch an attack. NEOnet will be offering end user training as a service later this school year. Keep on the lookout for more updates on this topic.

There are no guarantees with security, but these steps are a good start to mitigating loss and liability for schools. We all house very sensitive and important data that responsibility must be met with security practices to match. We will be offering another security symposium again here in the coming months but as always, feel free to reach out to us at any time if you have any questions. We thank you for your continued support and look forward to another successful year of improving student education through the use of technology.

### ADVANCED SEARCH IN PRIOR YEARS

During the 17.0 Summer Release, the advanced search now includes an “All Year Search” tab to assist users when searching for students enrolled in prior years.

When using this feature, the option to search for all schools in your district is available. Simply uncheck the Search this school only box.

In the example below, the search includes the student number, student name, school building, grade level, homeroom, student status and the last school year enrolled in. The student name is a blue hyperlink that will navigate to the school year and building, so users may gather the necessary information.

If you have any questions regarding this new tab, please contact [studenthelp@neonet.org](mailto:studenthelp@neonet.org)

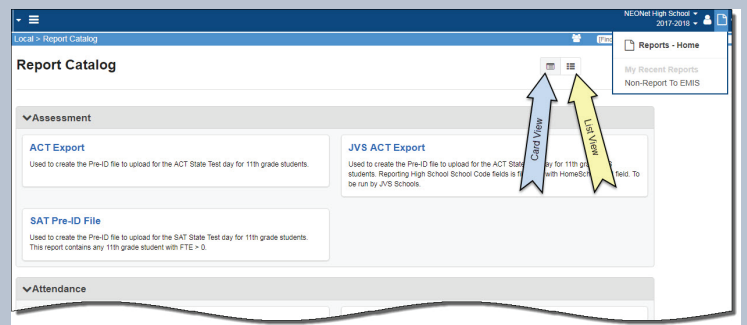
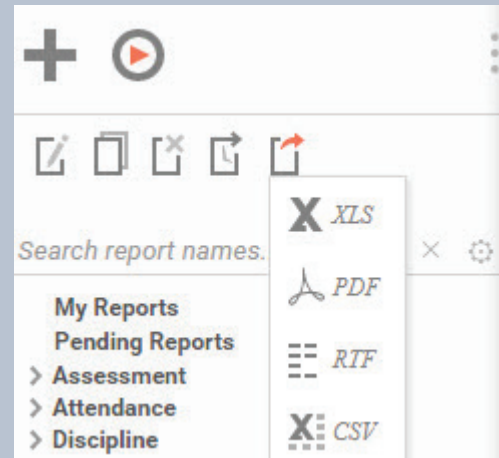
**Caution:** Selecting a student may change the school year in context.

Student Number	Student Name	School	Grade	Homeroom	Student Status	School Year
123456801	<a href="#">Baker, Amy</a>	NEOnet Elementary School	01	100	A	2017-2018
123456828	<a href="#">Baker, Fulton</a>	NEOnet High School	10		A	2017-2018
00060009	<a href="#">BAKER, KATHRYN</a>	NEOnet High School	09		A	2017-2018
123456839	<a href="#">Baker, Larry</a>	NEOnet Elementary School	01	101	A	2017-2018
123456832	<a href="#">Baker, Michele</a>	NEOnet Middle School	07		A	2016-2017
123456825	<a href="#">Baker, Michele</a>	NEOnet Middle School	06		A	2014-2015
123456811	<a href="#">Baker, Susan</a>	NEOnet High School	10		A	2017-2018

### AD HOC REPORTS

In the summer 17.0 release, the user interface changed for the Ad Hoc Reporting module in DASL. First, when clicking on the Ad Hoc Report paper icon, a Reports-Home link will appear with a list of the recently submitted Ad Hoc reports. When clicking on the Reports-Home link, the application will navigate to the Reports Catalog screen, which will list each available Ad hoc report created by the developers or reports created by yourself. The Reports Catalog screen has two views: card view or list view and each will list the reports sorted by report type (assessment, attendance, discipline, etc.). The Reports Catalog screen can also be viewed by following the trail of Local-Reports Catalog. If users need assistance in finding a report in the long list of now available Ad Hoc reports, they should key CTRL-F and type a keyword to search on this screen for the report desired.

Once the preferred report is chosen or when designing a new report, it is important to note, the icons in the Ad Hoc Reports have changed. Hovering over each icon will provide a clear description of what each icon will accomplish.



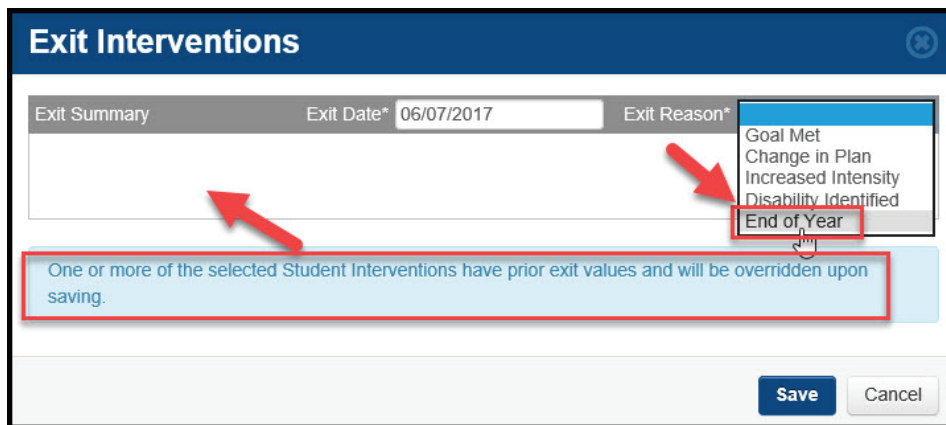
### NEW DATAMAP FEATURES

Interventions in DataMap has many new features!

- ✦ Users now have the ability to select a group of students to exit an intervention with the newly added Exit Reason, **End of Year**
  - This great feature will save districts time when looking to exit several students from Intervention Programs at the end of the school year.
  - One item to note, if you previously entered information for a student in the Exit Summary section of an intervention, you will receive a warning message. If you choose to continue, DataMap will override the Exit Summary section for each student with the information you entered in the Exit Summary, or if the Exit Summary is blank, DataMap will clear all information previously entered.

Assessment Administrators will notice a small change when Importing Assessment Scores.

- ✦ Importing Assessment Scores has changed slightly. Now, you must select the type or Source of the Assessment such as State, Third party or District Assessment prior to selecting the name of the test assessment.



Student	Grade	Type & Subject	Program	Tier	SpEd Teacher	Interv Provider	Ref Date	Start Date
<input checked="" type="checkbox"/> Bell, Lisa	5	Reading	R.I.M.P.	2		Davis, Michael	9/16/2014	10/1/2014
<input checked="" type="checkbox"/> Brooks, Leilani	5	Reading	R.I.M.P.	2		Davis, Michael	9/16/2014	10/1/2014
<input checked="" type="checkbox"/> Cruz, Lennox	5	Reading	R.I.M.P.	2		Davis, Michael	9/16/2014	10/1/2014
<input checked="" type="checkbox"/> Hamilton, Logan	5	Reading	R.I.M.P.	2		Davis, Michael	9/16/2014	10/1/2014
<input checked="" type="checkbox"/> Henry, Liar	5	Reading	R.I.M.P.	2		Davis, Michael	9/16/2014	10/1/2014
<input checked="" type="checkbox"/> Hughes, Laria	5	Reading	R.I.M.P.	2		Davis, Michael	9/16/2014	10/1/2014

## HOUSE BILL 410 GUIDANCE AND FAQs RELEASED (7/24 EDCONNECTION)

It is important that every Ohio student attend, school every day. Missing excessive amounts of school days has negative, long-term effects, such as lower achievement and lower graduation rates. The Ohio General Assembly passed House Bill 410 last December to encourage and support districts in a preventative approach to excessive absences and truancy. Implemented in the 2017-2018 school year, schools cannot suspend or expel students for missing too many school days. Districts must amend or adopt policies that outline their interventions and plans for students with excessive absences. The legislation emphasizes parent engagement and accountability as part of a student's absence intervention plan.

Districts must report the following information, beginning with the FY18 school year:

- *When a district notifies a parent that a student has excessive absences*
- *When a child has been absent without a legitimate excuse 30 or more consecutive hours, 42 or more hours in one school month, or 72+ hours in one school year*
- *When a child of compulsory school age has been adjudicated an unruly child due to habitual truant violations*
- *When an absence intervention plan has been implemented for a child under Section 3321.191 the Ohio Revised Code.*

Please note: students who cannot attend school due to chronic or terminal illnesses will not be considered truant. In these cases, the district should work with families in order to provide an IEP to include a home instruction plan.

A report for districts to witness students approaching and crossing the attendance thresholds is currently in the process of being developed.

A document with House Bill 410 guidance and FAQs can be found [here](#).

*The Ohio General Assembly passed House Bill 410 last December to encourage and support districts in a preventative approach to excessive absences and truancy.*

## STUDENT DATA COLLECTIONS CURRENTLY AVAILABLE FOR REPORTING:

## FY17 COLLECTIONS:

**Spring ACT Assessment Collection FY17  
(8/1/2017 - 8/31/2017)**

Required collection for the Spring Administration of the ACT State Assessment for 11th grade students. Prior ACT results, or results for non-11th grade students will also be accepted. A missing report will be included for required 11th graders.

**Career Tech Assessment Collection FY17  
(07/28/2017 – 10/12/2017)**

This Collection is required for any entity that administered a Career Technical Assessment. This includes, CTE Technical Assessment (GY) and Industry Credential (GW).

**Graduation Collection FY17  
(08/03/2017 – 10/20/2017)**

The FY17 Graduation (G) reporting period captures data related to graduating students. This data will include diploma information and all data necessary

to verify the student has met CORE and testing graduation requirements.

## FY18 COLLECTIONS:

**Retention Reporting All Grades Collection FY18  
(08/01/2017 – 08/31/2017)**

This collection is the only opportunity to report the Retained Status for all students in grades KG - 12.

**Calendar Initial (FY18) Collection Request  
(08/01/2017 – 09/29/2017)**

Collection is required for calendar reporting for all EMIS reporting entities during the initial window.

**Student Cross Reference Collection FY18  
(08/01/2017 – 07/27/2018)**

Required for all EMIS reporting entities.

Level 1 reports should be reviewed to identify data with errors. Updated student admission and withdrawal data must be submitted via this collection request within 30 days of the change in student status.

## DIAGNOSTIC ASSESSMENTS:

Note: Per changes in ORC 3301.079(D)(3), beginning with the 2017-2018 school year, school districts will not be required to administer the mathematics or writing diagnostics in grades one and two or the writing diagnostic in grade three, but may do so at the discretion of the district board.

<http://education.ohio.gov/Topics/Testing/Diagnostic-Assessments>

## EMIS TRAININGS:

**ODE/ITC Monthly Training – August**

Wednesday, August 30, 2017 9:00am to 11:00am

**New EMIS ITC/District Staff training (2 years or less  
experience)**

Thursday, September 8, 2017 9:30am to 3:00pm  
Training will be held at OhioNet in Columbus

We are looking forward to scheduling more EMIS Alliance sessions for the new school year. Our event page will be updated as soon as they are available.

**Checklist meeting for Initial Student and Staff  
Collections**

Coming this Fall

**Graduation and Cohort Report Workshop**

Coming this Fall

### PARENTACCESS SHORTCUT FOR MOBILE DEVICES

With a few steps, your parents and students can make a ParentAccess shortcut Icon on their Android or iOS devices.

**iOS:** Using your browser, navigate to your ParentAccess website and successfully log in. At the bottom middle of the screen, click paper with the up arrow, then the pop-up menu click add to home screen. You can name the shortcut and click add in the top right corner. The icon is now on your iOS device home screen.

**Android:** Using Chrome browser, navigate to your ParentAccess website and successfully log in. At the top right of your screen, click the three dots, menu will pop-up, then click add to home screen. Enter the shortcut name and click add. The icon is now on your Android device home screen.

#### More information is now available to Parent and Students!

Fees, transportation, locker, locker combination and counselor information is now available to the primary contact in ParentAccess if this information is in Student Information. Teachers cannot see locker combination, but are able to see fees, transportation and counselor by clicking View ParentAccess Web Site on their Class Dashboard.

#### More information is live from Student Information!

Homeroom changes have been added to the growing list of the feed from Student Information which includes daily attendance, SIS integrated report card marks and comments, discipline, alerts (medical, custody, disability, misc.) and schedule changes. Information live to ParentAccess is locker information, transportation, fees and counselors.

### SPECIAL SERVICES RELEASE 17.0.0

The Special Services Release 17.0.0 brought a long-awaited change to the forms. The ability to add an electronic signature to any form where required has been added to all tasks.

**Signature icon** – This icon is located on all task signature pages that require a signature.

**Signature Agreement** – The Signature Agreement display once the Signature icon is clicked. Parents must check the Intent to Sign Electronically and the Acceptance of Terms and click Continue.

**Signature Screen** – Signatures can be added using a mouse, tablet pen or finger. The signature is date/time stamped on the form. The signed signature page will not copy during a CFE (Create from Prior).

*\*Please note that you cannot back date a signature.*

Also, included in the 17.0 Release were 46 new banks added to the Specially Designed Services, Testing, Prior Written Notice and Postsecondary Transition Services forms.

#### Signature Agreement

Confirm your intent and acceptance below in order to add your electronic signature. Select the **Cancel** button if you do not intend to sign electronically or accept the terms of the document.

##### Intent to Sign Electronically

Select the check box below to confirm your intent to sign this document electronically. You have the right to sign a physical copy of this document. Please request a physical copy if you do not intend to sign electronically.

I intend to sign electronically.

##### Acceptance of Terms

Select the check box below to confirm that you reviewed the areas of this document that are relevant to the portion for which you are signing, and that you accept the displayed terms.

I accept the terms.

**Continue**

Cancel



### eFinancePLUS UPDATE

NEOnet would like to congratulate Brunswick City Schools and Cloverleaf Local Schools on their live conversions to eFinancePLUS on July 1st . Their countless hours of hard work and dedication to this project allowed them to run successful payrolls and create the necessary purchase orders for the beginning of the fiscal year.

With the addition of eFinancePLUS (eFP) to our fiscal services offerings, we have developed new trainings for our “live” eFP districts to attend. One such training is Basic Cognos. Cognos is the report writing software that is part of eFP. The training focuses on viewing and creating basic reports, and users are shown how to take their live data and create custom, reports based on their individual needs.

Beginning on August 25, we will offer eFP Payroll and Accounting Roundtables. These roundtables are modeled after our current USAS and USPS roundtables for State Software. At the present time, the roundtables include both Fund Accounting and Human Resources topics as well as open discussion and updates on EFP related topics.

We will be offering an eFP Training and Refresher on requisitions on September 19. This training will be for eFP districts, who may have new staff or those who need a refresher on how to create and approve requisitions.

The Fiscal team also offers Open Labs on a monthly basis. The labs run from 9 – 3 pm and serve those who would like assistance on certain topics or a quiet place to work away from the office.

If you are an eFP district staff member, and would like to attend any of these trainings, please go to our website and sign up here [Upcoming Events](#).

### THE REDESIGN

The Fiscal Redesign Oversight Committee (FROC) is heading the project and will be implementing in four different waves. Currently, there are four districts: Lisbon Exempted Village Schools, Career and Technology Education Centers of Licking County, Elida Local Schools, and OME-RESA Information Technology Center in the initial “Pilot Program” wave. The next group is the “First Wave” and will include around 12 districts and four ITCs at the end of the 2017 calendar year. The “Second Wave” will launch in July of 2018 and following the implementation will be the “Third Wave”, beginning in December of 2018. In total, approximately 500 school districts are planning to move by 2021.

Below is the overall implementation schedule through 2018 provided by FROC;

The User Acceptance Test (UAT) team is testing from the user point-of-view in order to continually improve functionality and ease of use. Last month, SSDT conducted two sessions with a collection of districts and ITCs to identify user needs for Accounts Receivable, as well as Equipment Inventory programs.

The FROC understands that the project could use additional funding. There is an anticipation of decreased funding, therefore the FROC proposes all users of the Classic or Redesign be assessed an annual fee. Currently, the FROC is collaborating with ODE about funding methods for users. The goal of this collaboration is to ensure the project can be funded appropriately, which allows FROC the resources needed to provide the best product possible.

SSDT’s Support Team is concluding activities, including recording ‘Fridays with Fiscal Webinars’. All recordings and documentation dealing with the Redesign can be found by clicking “State Software Redesign” on SSDT’s Wiki web site at [wiki.ssd-ohio.org](http://wiki.ssd-ohio.org).



## 10 TIPS AND TRICKS FOR USPS

Below are 10 different shortcuts/ways to help you make Reflections work for you.

- 1 Ctrl + U – this will clear the line you are on
- 2 Ctrl + H – this will take your curser backwards to the previous line just as the tab key moves you to the next line
- 3 Ctrl + Shift + F2 – this will allow you to mass add attendance in the attendance screen.
- 4 F2 key will print whatever is on your Reflections USPS screen
- 5 On your 10 key pad the (/) key is for “help” and the (\*) key will “exit” the screen you are currently in.
- 6 While in a deduction you can tab to the Mask line and put the deduction code and it will only show you employees that have that deduction
- 7 You can mass conceal employees so you are only looking at current active employees.
  - a. *Go to USPS >> USPS\_MNT >> MASCHG >> MASCONC – this will allow you to choose options to terminate, stop deductions, stop pay accounts as well as conceal them*
- 8 Set up the default employee (11111111) to work for you. By setting up the deductions in your district through the default employee, every time you add that deduction to an actual employee it will automatically be set up the way you want.
- 9 When adding attendance to ATDSCN push Ctrl+Shift+F6 to choose where you would like to post. This could save you time from entering attendance and then going to UPDCAL\_FUT and entering their pay.
- 10 If you right click on Reflections there is a Terminal Keyboard link. Click on that and it will have numbers at the top. Those are your F1 – F20 codes that you see at the bottom of your USPSCN screens.

## EXCEL TRAINING TO BEGIN IN OCTOBER

At NEOnet, we understand that an essential piece of a school district’s fiscal puzzle is the ability to organize financial data and create an easy reference. The best way to order your data and have it available at your fingertips is through Microsoft Excel.

However, you may not be using Excel’s full capabilities. Consequently, tasks that can be done quickly are taking up a big chunk of your time. Given how busy we all are these

days, wasted time is a problem.

Beginning in October, NEOnet will provide four full-day Excel training sessions. Depending upon your skill level, you have the option of attending one or all four sessions. Session run from 9:00am until 3:00pm.

For more information or to sign up for any of these sessions, please visit the Fiscal Services Upcoming Events page here: [Upcoming Events](#)



## HR KIOSK IMPROVEMENTS

The MCOECN and Insum have been working diligently to resolve all known issues and improving our current features within the kiosk.

### Invalid Date on Leave Request

When a user created a leave request and entered the start and end date manually, they could still enter the date incorrectly. For example, 7/10/0017 would read as the year of 0017. This causes issues when exporting and locating leave requests within the Kiosk. The solution was to develop a date validation, which will now display an error message when an invalid date is entered.

### Registering New User/Resetting Current User Password

When registering a new user, a password notification was sent to the new registered employee. The password sent in the notification would not allow the employee to login and

would require the District Kiosk Administrator to go into Update/Delete Users and reset the password again. This same issue would also happen when an employee clicked on Forgot your Password from the Kiosk login screen. Password notification would be sent, but the password sent in the notification would not allow the employee to login. This issue has been resolved, allowing the temporary passwords sent via new registration or password reset to work. Now, the employee may login into the kiosk with the temporary password and create a new password.

### Steps for Changing Email Addresses

Before completing the steps below, make sure the employee can log into Kiosk with their current email address and password. If the employee does not remember their password, reset the employee's password and have the employee log in with the temporary password. Logging in with a temporary password will force the employee to set a new password. Once that is complete, follow the steps below.

- *Update USPS with the new email address.*
- *Have the employee log into Kiosk with their old email address and current password.*
- *Employee will be prompted with new email address in drop down box.*
- *Employee needs to click on the Login button.*
- *Once the employee has successfully logged into Kiosk, from this point forward the employee will log into Kiosk with their new email address.*

### Aesop/Kiosk Integration

We now have the ability to setup the Aesop/Kiosk Integration so only the employees needing a sub are required to be setup in Aesop. Previously, one of the requirements was to have ALL employees in Kiosk and Aesop. This enhancement will allow for districts to reduce their cost with Frontline. If you are interested in this enhancement, please email [fiscalhelp@neonet.org](mailto:fiscalhelp@neonet.org), and one of us will work with you to make these adjustments to your settings.

## MCOECN AND POWERSCHOOL PRESENT ITC UNIVERSITY

During the week of July 24th, the MCOECN and PowerSchool teamed up to coordinate the first eFinancePLUS ITC University. Debbie Prette, from Powerschool led four days, packed with eFinancePlus training, discussion and exercises. 17 attendees from 12 ITCs throughout the state of Ohio came together at the OhioNET offices in Columbus. Everyone had the opportunity to submit topics and questions ahead of time, used to create the week's agenda.

Those attending the session quickly determined the greatest benefit of the week was being in the same room with all other attendees discussing lessons learned and best practices. Everyone agreed we are better collectively than individually. As a result, we are scheduling quarterly eFinancePLUS ITC meetings to continue working together and sharing information that will enable us to better support our districts. NEOnet has volunteered to host the first meeting scheduled for Thursday, October 26.

### MEDIA SERVICES DEPARTMENT HOSTS THIRD ANNUAL LIBRARY MINI CONFERENCE



More than 60 library staff from across northeast Ohio gathered at NEOnet on August 7 for the annual back-to-school library conference. The free, one-day event consisted of over 20 professionals from around the state (including librarians from school, state, and public libraries) presenting nine breakout sessions, two panel discussion and two vendor demonstrations. This year's theme was "Teaching, Tech, and Beyond- Librarians' Skills are Infinite!" The goal of the conference was to empower library staff to utilize their training and skills to positively impact student learning throughout their schools.

Those wishing to further expand their knowledge can register for upcoming training sessions at <http://www.neonet.org/calendar/view-list/technology-integration> or contact us at **330.926.3900 x601160**.

## TECHNOLOGY INTEGRATION UPDATES AND TRENDS

It has been an exciting summer for the NEOnet Technology Integration Department. We kicked off the first semester of service with many school districts participating in the program. We are excited to see what the future holds as we look forward to finding the newest, ground breaking technology you and your teachers can use to educate your students. If you are still interested in becoming a member of the Technology Integration Service Package, please let me know by sending me an email ([williams@neonet.org](mailto:williams@neonet.org)) or giving me a call on my direct line (330-926-3900 x 601131). We are excited to be offering the districts assistance in this ever-changing field of education and instructional technology. Our Service Package will allow your district to have a Technology Integration Specialist in your district to deliver customized professional development 12 half days a year, send staff members and/or teachers to dozens of professional development opportunities held at NEOnet facilities, participate in our Google Training Camp Certification Series, earn points at NEOnet for completing professional development and have a seat on our Technology Integration Service Committee. This service also includes the ability to watch professional development sessions via video conference and archived content. You can join at any time!

With the Technology Integration Service Package kicking off this summer, it is a good idea to let you in on a few of the course offerings we have for our participating districts. All of our course offerings are decided upon during our Technology Integration Committee Meetings and any participating district has a say in what is included or omitted from the course offerings. If you are a participating district and would like to suggest a course offering for the current or next semester, please contact the

Technology Integration Service Department. Click the link below to view the first semester course offerings for August and September. If you are interested in attending any of these sessions please visit our website at [neonet.org/content/technology-integration-and-library-services](http://neonet.org/content/technology-integration-and-library-services)

*We are excited to see what the future holds as we look forward to finding the newest, ground breaking technology you and your teachers can use to educate your students.*

Furthermore, Technology Integration is becoming a vital role in schools today. Many schools are now hiring full time technology integration specialists or coaches to keep up with the demand that is put on our teachers to keep up with the changing landscape of educational technology. NEOnet is dedicated to providing school districts with the newest and most cutting-edge trends in educational technology today. As you start the school year keep in mind these top three emerging educational technology trends.

**Trend 1** - Augmented and Virtual Reality in the classroom - With virtual reality becoming more accessible to all with Google's Cardboard and DayDream headsets, you are going to see a spike in content that is created for these types of outputs. Essential information is imputed into a headset the students where in order to gain that information. The student will then be immersed in a virtual reality

*Continued on page 14*

**TECHNOLOGY INTEGRATION UPDATES AND TRENDS - CONTINUED**

environment that makes learning more engaging.

**Trend 2** - Cross District Collaboration - Google's Suite of Apps, named G-Suite, allows our students to submit homework to their teacher digitally, as well as do homework over the weekend or when

they are sick. Schools are becoming more open to the idea of students interacting with neighboring districts to create a larger community of learning. Keep an eye on the use of collaborative Google Apps between your local districts.

**Trend 3** - Programming - This one probably doesn't sound new, but schools are producing computer programs at an accelerated rate because of career and technical based curriculum. If your school doesn't already have programming courses, keep watching, because they are sure to come in future years.

If you have any future questions about the educational technology landscape or about our service package, please feel free to contact me!

**Jacob (JC) Williams**  
**Technology Integration**  
**williams@neonet.org**  
**330-926-3900 x601131**

**LIGHTSPEED CLIENT TROUBLESHOOTING**

Most websites these days are not really a single website but a cluster built from many different URLs. For example when hitting Facebook.com you are not only getting content from there, but also from fbcdn.com (Content Delivery Network) to load videos and images. This leads to an issue with web filtering where unblocking one page may not allow it work. If facebook is allowed, but the CDN is not then the page will load with no images.

This is easy to troubleshoot however with Lightspeed's reporting tools. Open up the reporting tab in lightspeed, go to the advanced search filters on the right and choose from the various options to narrow down your search. Generally, the three most useful are IP Address (client that was having trouble accessing something), destination (URL of the website not working) and Action (choose the block to see only hits that were blocked). By searching at the time the client was having issues with these 3 filters you can easily find what websites are being blocked causing a page to break.

Once you have found what URL is being blocked it can be added to a URL Pattern set for allow on the necessary policy. Use the following formats to make sure everything within the domain is allowed as needed: fbcdn.org and \*.fbcdn.org/\*

**NEONET INTRODUCES NEW PASSWORD SELF-RESET UTILITY**

NEOnet introduced a new password self-reset utility. This webapp gives you the ability to enroll for self-reset, reset, unlock and change your password for NEOnet's Active Directory accounts. During enrollment, you will choose four questions and answers. If you forget your password, you will be prompted to answer a number of questions to verify your identity. We recommend choosing questions and answers not easily discovered (such as by a simple Facebook search). The utility can be accessed by navigating to <https://id.neonet.org> and selecting your district, and is even fully mobile compatible!

## INTERNET OF THINGS

Would you like to know how many parking spaces are available on a certain street in downtown before you even leave home? Would you be willing to spend a few extra dollars if you knew you could have parking spot right in front of your destination? These things are all possible and part of a new technology that is being developed. This technology is part of a system called Internet of Things (IoT). IoT is a network of connected devices that collect and share data. One of NEOnet's main

*Increasing safety, reducing costs and providing better access to education is exciting to watch through the development of the internet of things. Over the next few years the IoT will change the world around us.*

partners, Cisco System, is building devices and establishing partnerships to bring amazing features to the IoT.

The advantages of IoT have expanded into many applications. These applications include smart lighting, connected classrooms and transportation. The smart lighting technology has the ability to save power and increase safety. The power saving comes from the ability to dim LED street lights when they are not in use, but as traffic is detected, raise the light level. The increase in safety is created by the ability to remotely raise the light level

so it creates an almost daylight feel in the event of criminal activity. Gunshot sensors are developed to raise the light level when a gunshot is detected in a certain area.

Connected classrooms allow teachers to connect with students anywhere. Students are able to bring their own devices to access the educational content provided by teachers. This content could be a recorded session or a live discussion. The connected classroom also include whiteboard collaboration. Cisco has developed whiteboards connected to the internet. IoT allows teachers and students miles apart to share ideas using a common whiteboard.

Connected transportation creates safer transportation for students and allows them to continue learning outside of the classroom. IoT devices provides school transportation with high-speed internet access. This allows students to access resources from their devices just as they would in the classroom. IoT devices can also increase transportation safety by sharing video footage from inside the vehicle and real-time vehicle location with essential personnel.

Increasing safety, reducing costs and providing better access to education is exciting to watch through the development of the internet of things. Over the next few years the IoT will change the world around us.

700 Graham Rd, Cuyahoga Falls OH, 44221

NEOnet. Prompt. Courteous. Knowledgeable. Support you deserve.

# NEWSLETTER



# NEOnet

Prompt. Courteous. Knowledgeable.  
Support *you* deserve.

Fall 2017



**700 GRAHAM ROAD  
CUYAHOGA FALLS, OH 44221**

**P: 330.926.3900**

**F: 330.926.3901**

